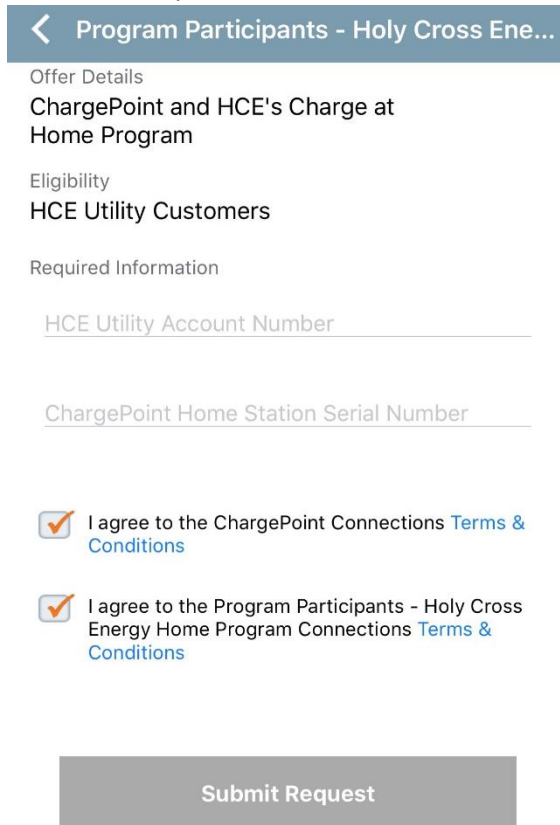


Connect to Holy Cross Energy EV Network

Required for HCE Charge at Home. Charge at Work program.

Connect Via this email and your CP app

1. Create or Activate Your Account
 - a. <https://www.chargepoint.com/drivers/activate/>
2. Click on this link from your mobile device to connect to HCE Charge at Home program.
 - a. <https://chargepoint.app.link/08FVyQmcRT>
3. Fill out the required filled

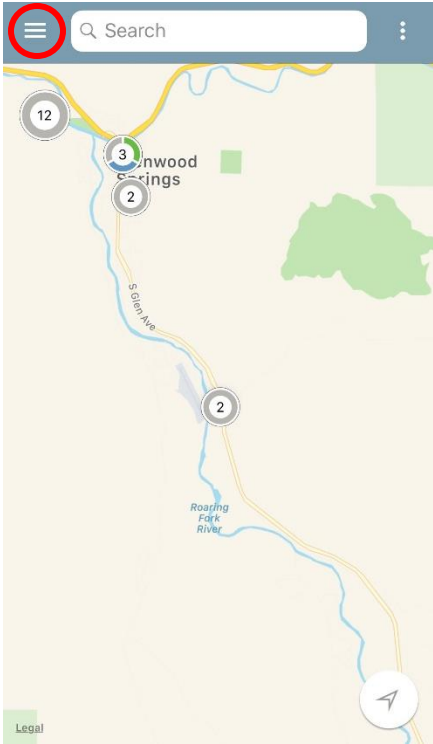


The screenshot shows a mobile app interface for program activation. At the top is a blue header with a back arrow and the text "Program Participants - Holy Cross Ene...". Below the header are sections for "Offer Details" (ChargePoint and HCE's Charge at Home Program), "Eligibility" (HCE Utility Customers), and "Required Information". There are two input fields: "HCE Utility Account Number" and "ChargePoint Home Station Serial Number". Below these are two checked checkboxes with links to "Terms & Conditions": "I agree to the ChargePoint Connections Terms & Conditions" and "I agree to the Program Participants - Holy Cross Energy Home Program Connections Terms & Conditions". At the bottom is a grey "Submit Request" button.

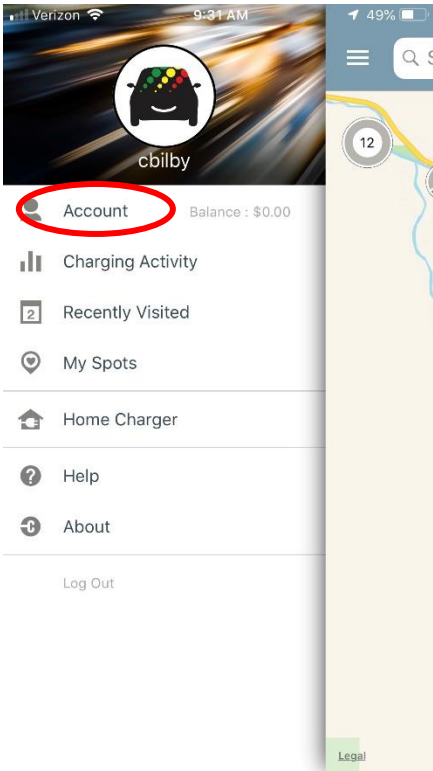
4. Click "Submit Request"

Manual Connect

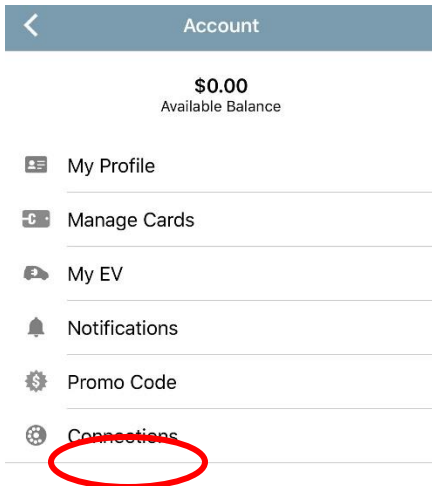
1. Open your Chargepoint App
2. Click the 3-horizontal bar in the upper left corner



3. Click Account



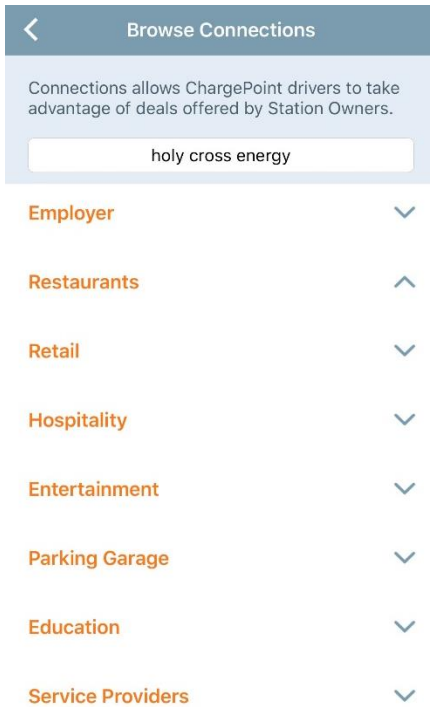
4. Click Connections



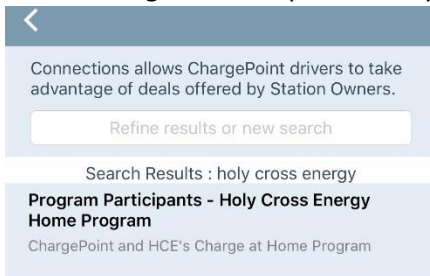
5. Browse Connections



6. Type in "Holy Cross Energy"



7. Click on Program Participants – Holy Cross Energy Home Program



8. Fill out required filed
9. Click "Submit Request"

< Program Participants - Holy Cross Ene...

Offer Details

ChargePoint and HCE's Charge at Home Program

Eligibility

HCE Utility Customers

Required Information

HCE Utility Account Number _____

ChargePoint Home Station Serial Number _____

I agree to the ChargePoint Connections [Terms & Conditions](#)

I agree to the Program Participants - Holy Cross Energy Home Program Connections [Terms & Conditions](#)

Submit Request

10.